



# COJ Traffic Calming Program

June 21<sup>st</sup>, 2022

by Chris LeDew, Chief of Traffic Engineering

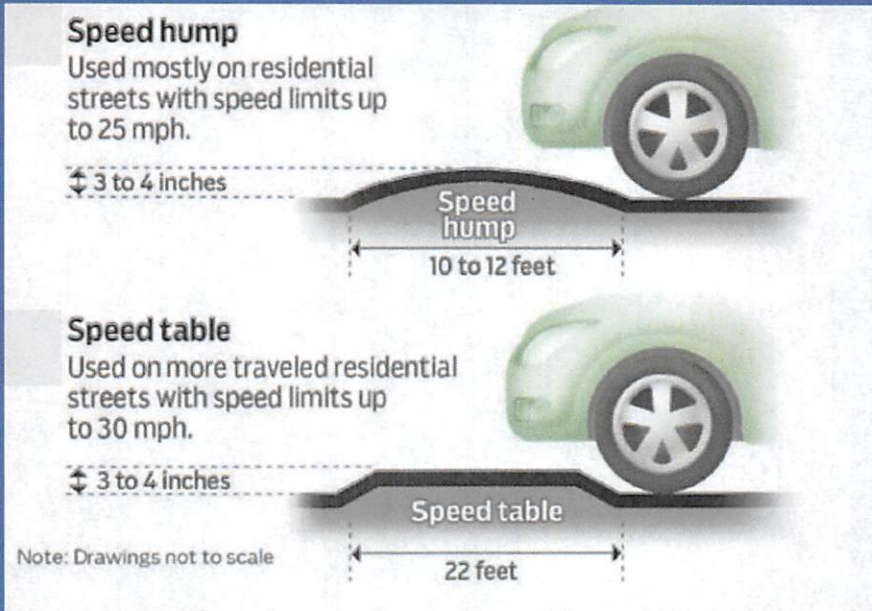
1

## Agenda:

- 1.The difference between speed humps, bumps, and tables
- 2.Traffic calming options
- 3.COJ Traffic calming process
- 4.Petition Process
- 5.Victoria Landing
- 6.Washington Estates, Dostie, & Devron

2

# Speed Humps and Speed Tables



3

# Speed Humps

## Pros:

- Slows traffic
- Physical change to roadway

## Cons:

- May increase emergency response time



Turtle Creek

4

## Lowering the posted speed limit

### Pros:

- Residents may feel safer
- JSO can enforce at lower threshold



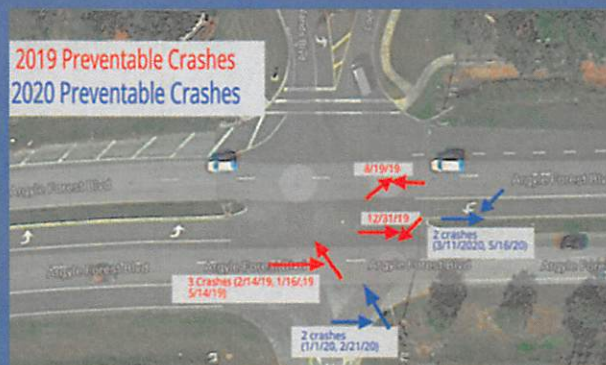
### Cons

- Signs may not change behavior

5

## COJ Traffic Calming Process

- Reported Crashes
- Field Reviews
- Speed Studies
- Customer Complaints
- Statistical comparison
- Prioritized by crash rate



6

## Petition Process

- COJ Ordinance 2014-666-E
- Neighborhood shares cost with COJ

Property Owner	Signature	House #	Street/Road (Alt Address)	Lowered Limit	Speed Hump
		4222	MARQUETTE AVE		
		4228	MARQUETTE AVE		
		4229	MARQUETTE AVE		
		4234	MARQUETTE AVE		
		4237	MARQUETTE AVE		
		4240	MARQUETTE AVE		

7

## Victoria Landing.



4 Speed Humps -  
\$12,000 (\$3,000 each)

2 Speed Limit Signs -  
\$ 280 ( \$140 each)

8




9

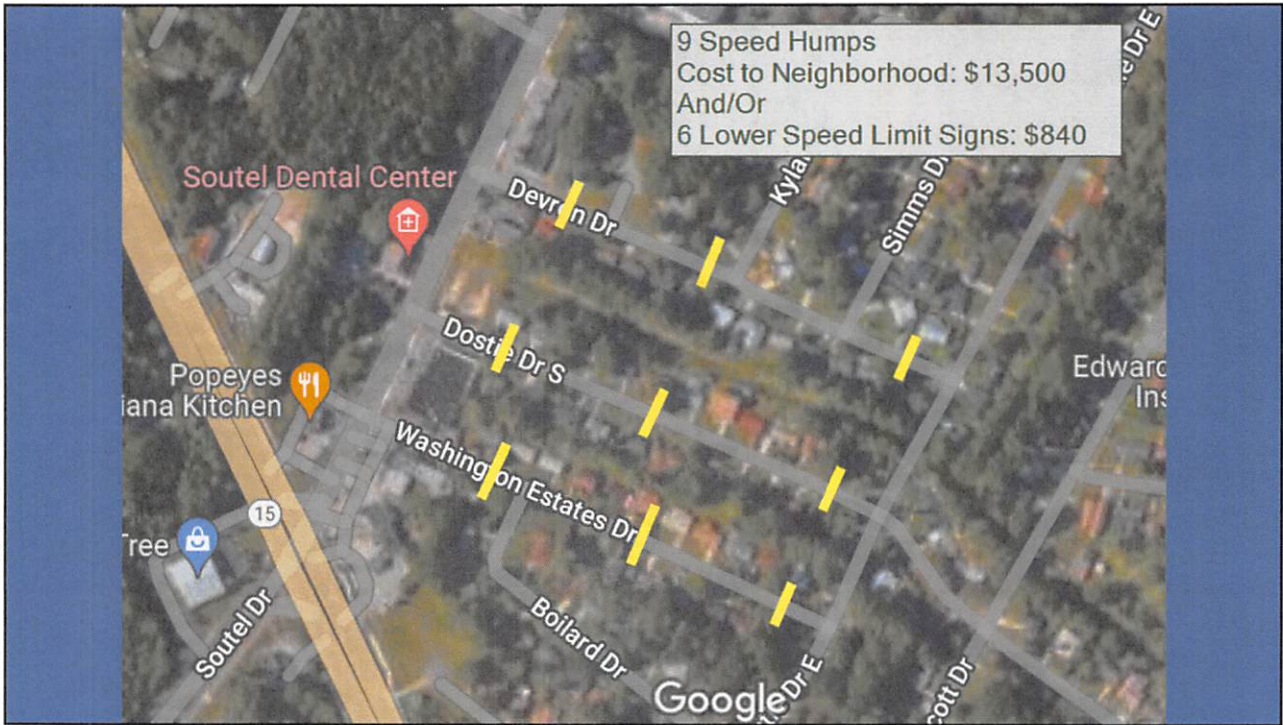
## Washington Estates, Dostie, & Devron

9 Speed Humps -  
 \$13,500 (\$1,500 each)  
 -Cut-through cost


6 New 25mph Speed Limit  
 Signs- \$840 (\$140 each)




10



11



ONE CITY. ONE JACKSONVILLE.



# Questions?

12